



May 2022 IBDP

June 2022 IGCSE

Results

Summer 2022 Examination Session



Cambridge Assessment
International Education

Cambridge International School



Pearson
Edexcel

IGCSE Results

2022 VIS Pass Rate vs. World Average



Course Name	VIS Avg By Course (2022)	World Avg By Course (2022)
Drama	71%	89%
Global Perspectives	71%	85%
Geography	75%	73%
History	75%	74%
English Literature	89%	90%
English First Language	89%	87%
English as a Second Language	100%	73%
French Foreign Language	91%	85%
Spanish Foreign Language	86%	91%
Italian Foreign Language	71%	93%
Mathematics International	87%	86%
Sciences Co-ordinated	89%	83%
Computer Science (Pearson)	80%	82%
Art & Design: Fine Art (Pearson)	29%	72%
Music	100%	92%
Physical Education	79%	65%

June 2022 VIS exam results compared with June 2022 World Average results.

For Cambridge Assessment International Examinations, Pass Rate based on A* - C

For Pearson Edexcel, Pass Rate based on 9-4

Physical Education → 1st cohort of candidates, very pleased with results.

History & Geography → Positive pass rate with 2nd cohort completing researching and writing Coursework Component

Modified examinations due to Covid Pandemic → Art & Design, Music, and Physical Education

2022 VIS Pass Rate vs. Previous VIS Pass Rates



Course Name	2017	2018	2019	2020	2021	2022
Art & Design: Fine Art (Pearson)	90.00%	81.82%	20.00%	80.00%	77%	29%
Music					100%	100%
Computer Science (Pearson)			77.78%	100.00%	100%	80%
Drama	62.50%	75.00%	53.85%	87.50%	85%	71%
English as a Second Language	57.14%	80.00%	87.50%	100.00%	100%	100%
English First Language	84.62%	100.00%	90.32%	96.67%	97%	89%
English Literature	90.48%	100.00%	92.59%	92.86%	100%	89%
French Foreign Language	100.00%	81.82%	100.00%	90.00%	92%	91%
Geography	33.33%		83.33%	83.33%	64%	75%
Global Perspectives			81.82%	87.50%	100%	71%
History	100.00%	85.71%	68.75%	81.82%	86%	75%
Italian Foreign Language	100.00%		50.00%	55.56%	100%	71%
Mathematics International	90.63%	85.19%	83.78%	82.86%	97%	87%
Sciences Co-ordinated (Double)	76.67%	85.71%	86.11%	87.88%	91%	89%
Spanish Foreign Language	84.62%	100.00%	100.00%	100.00%	92%	86%
Physical Education						79%
AVERAGE PASS RATE	80.83%	88.66%	76.85%	87.57%	88%	83%

The pass rate for all courses over the past 6 years.

June 2022 candidates' teaching and learning impacted in both years of IGCSE courses due to Covid pandemic (i.e. Distance Learning mode, missed school due to quarantine of students/teachers, etc.)

June 2022 was first exam series for IGCSE Physical Education

Note: Both CIE and Pearson continued to allow Teacher Assessed Grades for Exam Centres impacted by Covid Pandemic for the June 2022 series

IGCSE General summary




The overall June 2022 pass rate is slightly lower than June 2021; however there is consistency in similar subjects receiving pass rates higher than world average (English First Language, English as Additional Language, Mathematics International, Coordinated Sciences, and Music).

There is evidence of strong teaching and learning, with 9 out of 16 subjects receiving pass rate higher than world averages.

Assuming June 2022 results are reliable indicators of general performance, they show improvements in subjects that previously had results less than the 2021 world average. (ie. History, Geography, French).

Introduction of Physical Education resulted in positive results, consider challenge of completing this course under Covid Pandemic condition.



IBDP Results

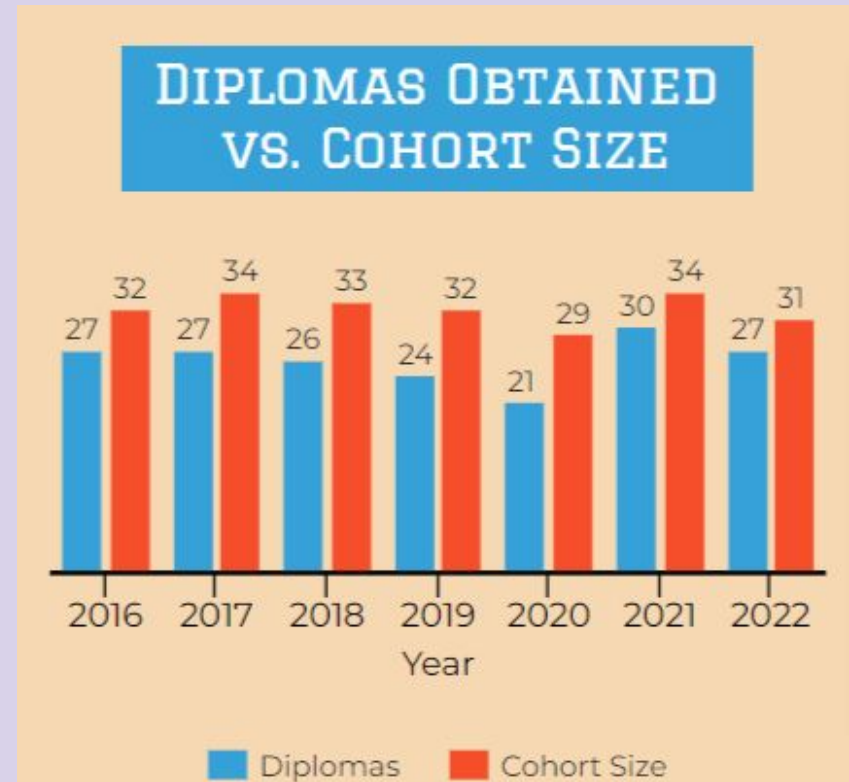


Summary of May 2022 IBDP results


30 candidates

- ★ 29 full IBDP candidates, 1 courses candidates (indiv. subjects)
 - 27 Diplomas Obtained
- ★ 93% of students in the year group obtained an IBDP

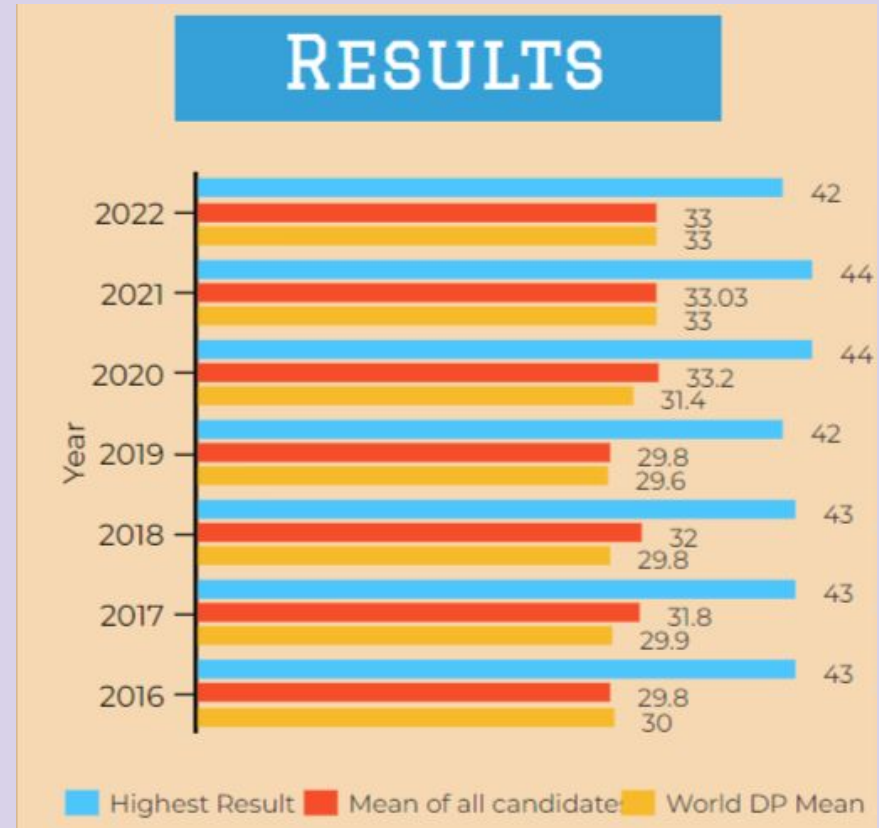
VIS's May 2022 cohort size was 31 (29 Full IBDP candidate, 1 IBDP courses candidate, 1 student did not qualify for either)



Summary May 2022 IBDP results (cont)



- Highest points awarded = 42
- Average obtained by candidates who received the Diploma = 34 pts
 - May 2021: 33 pts
- Average obtained by *all* diploma candidates = 33 pts
 - May 2021: 33 pts
- World Average Diploma Total = 33 pts
 - May 2021: 33 pts
- Average grade obtained by candidates who received the Diploma = 5.35
 - May 2021: 5.2



Summary of Overall 2022 IBDP results



	2018	2019	2020	2021	2022	5 yr	2018-2022 Trend
Average Scores - School							
Diploma Total	32.0	29.8	33.2	33.0	33.0	32.2	
All Subjects Combined	5.1	4.8	5.2	5.2	5.2	5.1	
Bonus Points	1.3	1.1	1.7	1.5	1.6	1.4	
Extended Essay	3.3	3.2	3.5	3.4	3.7	3.4	
Theory of Knowledge	3.3	3.1	3.5	3.4	3.3	3.3	
Average Scores - World							
Diploma Total	29.8	29.6	31.3	33.0	32.0	31.2	
All Subjects Combined	4.7	4.6	5.0	5.2	5.0	4.9	
Bonus Points	1.2	1.2	1.3	1.5	1.5	1.3	
Extended Essay*	3.2	3.2	3.2	3.4	3.4	3.3	
Theory of Knowledge*	3.1	3.2	3.2	3.4	3.4	3.3	

Average scores 2018-2022 and 5 year average.

Consistent student performance in 2022 as 2021 (improvement in EE results) results.

Total possible Bonus Points are 3, and come from combination of EE and TOK matrix

EE & TOK averages calculated as follows: A = 5, B = 4, C = 3, D = 2, E = 1.

Notes: May 2020 exam results awarded based on Predicted Grades and Internal Assessments




VIS IBDP Subject Average Trends vs. World Subject Averages (Part 1)

Subject	2018	2019	2020	2021	2022	World Av
BIOLOGY HL	4.9	4.3	5.4	4.9	5.1	4.7
BIOLOGY SL	4.0	4.0	3.4	6.5	4.8	4.6
BUSINESS MANAGEMENT HL	4.8	5.2	6.1	5.6	5.5	5.2
BUSINESS MANAGEMENT SL	6.0	4.8	7.0	5.5	6.0	5.1
CHEMISTRY HL	5.6	4.0	5.7	4.8	4.8	5.0
CHEMISTRY SL	5.6	5.0	4.0	5.5	2.0	4.5
CHINESE A: Literature self tau SL	-	6.0	3.5	-	5.0	5.2
COMPUTER SC. HL	5.3	3.7	5.0	7.0	6.7	5.3
COMPUTER SC. SL	3.3	5.0	4.0	4.0	5.0	5.1
DUTCH B HL	-	-	-	-	6.0	5.8
ECONOMICS HL	6.0	4.5	5.5	5.5	5.3	5.4
ECONOMICS SL	-	6.0	5.0	3.3	5.0	5.0
ENGLISH A: Lang and Literature	5.5	5.5	5.5	5.8	5.1	5.0
ENGLISH A: Lang and Literature	5.6	5.3	6.1	5.7	5.4	5.3
ENGLISH B HL	5.0	5.3	6.3	6.0	6.3	5.9
ENV. AND SOC. SL	-	5.1	6.3	4.5	5.0	4.5
FRENCH A: Literature self taug SL	-	-	-	-	4.5	5.2
FRENCH B SL	4.7	5.5	6.0	5.8	7.0	5.1
HISTORY AFRICA AND MIDDLE	5.2	5.3	4.3	4.8	5.7	4.3
HISTORY SL	5.5	5.0	4.8	5.7	4.0	4.8
ITALIAN AB. SL	4.0	4.8	4.6	3.5	4.4	5.0
ITALIAN B SL	6.0	-	-	-	5.0	5.0

Breakdown of Subject performance (2018-2022) along with May 2022 World Average.

Literature Self-Taught courses are not taught by VIS staff, and often taken by 2 or 3 students.

Notes: May 2021 was first time new Math syllabus examined. May 2020 exam results awarded based on Predicted Grades and Internal Assessments



VIS IBDP Subject Average Trends vs. World Subject Averages (Part 2)

Subject	2018	2019	2020	2021	2022	World Av
KOREAN A: Literature self taug	-	-	5.0	-	6.0	5.9
MATHEMATICS ANALYSIS AND	-	-	-	5.5	5.0	5.2
MATHEMATICS ANALYSIS AND	-	-	-	4.8	5.7	5.0
MATHEMATICS APPLICATIONS	-	-	-	4.8	5.0	4.8
MATHEMATICS APPLICATIONS	-	-	-	4.7	4.8	4.4
PHYSICS HL	4.6	5.0	5.5	5.3	4.3	5.1
PHYSICS SL	4.5	4.5	5.7	4.8	5.4	4.6
PSYCHOLOGY HL	5.0	4.0	4.8	4.7	4.6	5.1
PSYCHOLOGY SL	4.5	4.0	-	5.5	5.5	4.8
RUSSIAN A: Literature self tau SL	4.5	5.3	3.0	-	5.0	4.7
SPANISH AB. SL	7.0	-	-	6.5	6.0	5.1
SPANISH B HL	6.6	5.0	6.3	6.7	6.0	5.6
SPANISH B SL	6.3	5.0	5.0	5.8	5.7	5.0
THEATRE HL	5.3	5.5	6.0	5.3	5.0	5.0
VIETNAM A: Literature self tau	-	-	-	-	6.0	5.4
VISUAL ARTS HL	5.1	4.3	4.6	3.8	4.7	4.4
VISUAL ARTS SL	4.0	-	4.0	5.0	4.0	4.1

Breakdown of Subject performance (2017-2021) along with May 2021 World Average.

Math → new syllabus in 2021.

Notes: May 2021 was first time new Math syllabus examined. May 2020 exam results awarded based on Predicted Grades and Internal Assessments

IBDP Bonus Points from Extended Essay and Theory of Knowledge

- Average Bonus Points earned from EE and TOK matrix was '1.6' (candidates can earn up to 3).

[May 2021 school average was 1.5]

[May 2022 world average was 1.5]

- Average TOK Score was 'C'

[May 2021 school average was 'C']

[May 2022 world average was 'C']

- Average EE Score was high 'C'

- 62% earned 'B' or higher (significant increase from 2021)

[May 2021 average was mid 'C']

[May 2022 world average was mid 'C']

TOK Score Distributions

	Percentages					
	2018	2019	2020	2021	2022	5 yr
A	16%		15%	13%	10%	11%
B	22%	27%	23%	23%	28%	24%
C	41%	54%	58%	52%	45%	49%
D	22%	19%	4%	13%	17%	15%
E						

Extended Essay Score Distributions

	Percentages					
	2018	2019	2020	2021	2022	5 yr
A	19%	8%	15%	6%	10%	12%
B	16%	19%	27%	32%	52%	29%
C	41%	54%	54%	52%	31%	46%
D	22%	19%	4%	10%	7%	13%
E	3%					1%

IBDP General summary

Similar to the June 2022 IGCSE cohort, the May 2022 cohort of IBDP candidates completed the program and their examinations under uniquely challenging circumstances of the Covid 19 pandemic. Their teaching and learning were interrupted in Year 1 and Year 2 with Distance Learning Mode.

Self Taught Literature courses performed better this year, with more courses performing better than World Average for May 2022 series.

Extended Essay results improved in May 2022 series, compared to May 2021 series. EE Coordinator improved efforts to support Supervisors and candidates in process.

Room for improvement remains for TOK, however VIS candidates continue scoring at/around world average.

Moving Forward in the IGCSE & IBDP

The IB Middle Years Programme will move into High School in September 2023, soon replacing the two-year IGCSE Programme. Current Grade 8 cohort will move into MYP in Grade 9 (September 2023). Current Grade 9 cohort will be last IGCSE cohort, sitting exams in June 2024. IGCSE external exams will be replaced by MYP eAssessment

Curriculum alignment remains a focus, ensuring consistency in knowledge, skills, and understanding from Grade 9 through to Grade 12.

Student result data is being used by High School leadership to support teachers in reflecting on/improving teaching and learning practices.

Incorporation of Grade 9 Collaborative Community Service Project and Grade 10 Personal Project in the IGCSE Program provides sound foundation for students entering the IB Careers Related and IB Diploma Programmes